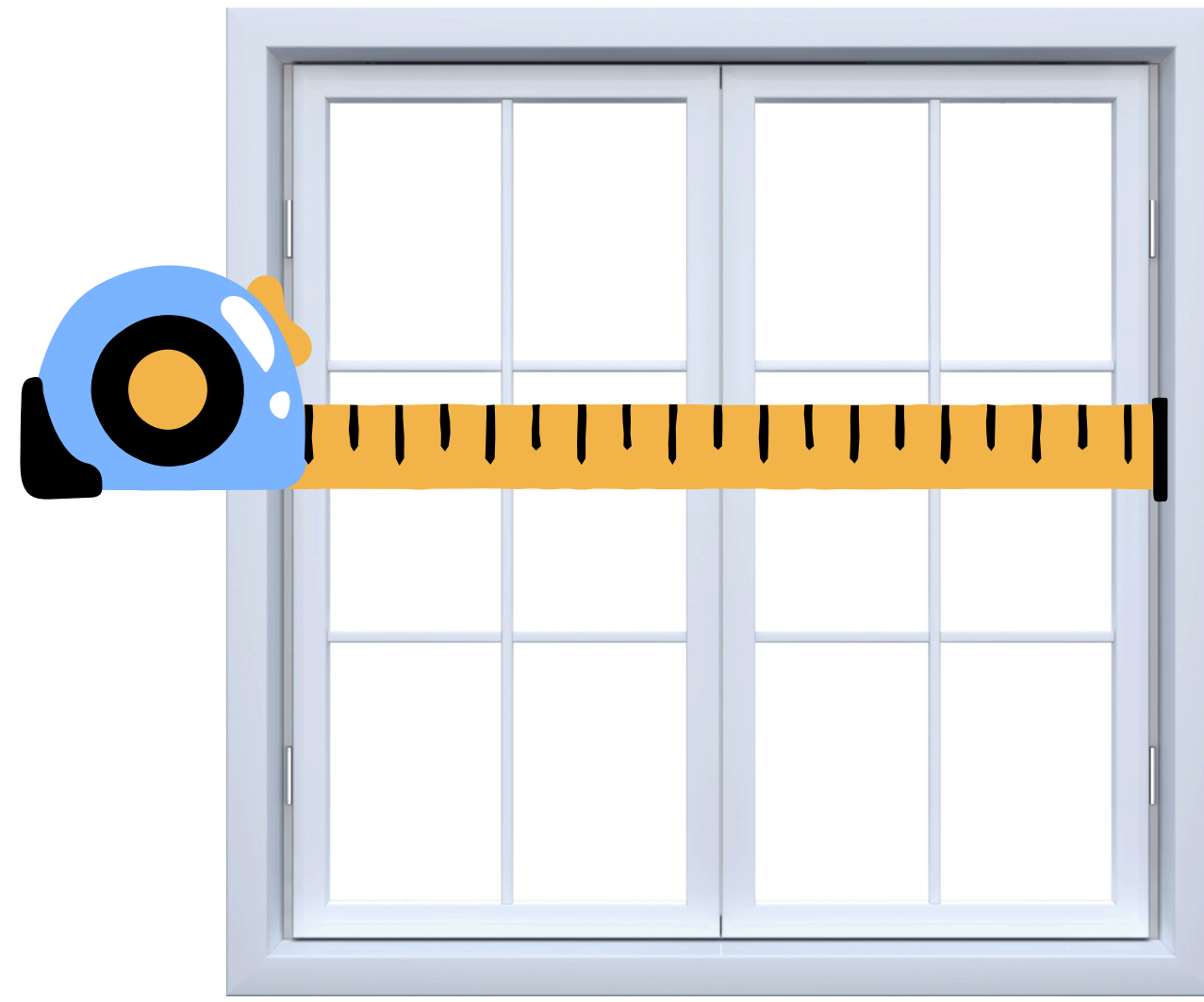


HOW TO BUY: BLASTHOME NONADJUSTABLE RODS

-- MEASURING IS ESSENTIAL BEFORE BUYING --

STEP 1:

Measure window width from inside of frame.



STEP 2:

Match with suggested rod set size.

WINDOW WIDTH	SUGGESTED ROD SET SIZE
18-24"	3 foot
24-30"	3 1/2 foot
30-36"	4 foot
36-42"	4 1/2 foot
42-48"	5 foot
48-60"	6 foot
60-72"	7 foot
72-84"	8 foot
84-96"	9 foot
96-108"	10 foot
108-120"	11 foot
120-132"	12 foot

EXTENDED SIZES (CONNECT MULTIPLE ROD SETS)	
132-144"	4 foot + 9 foot
144-156"	7 foot + 7 foot
156-168"	7 foot + 8 foot
168-180"	8 foot + 8 foot
180-192"	8 foot + 9 foot
192-204"	9 foot + 9 foot
204-216"	7 foot + 12 foot
216-228"	8 foot + 12 foot
228-240"	9 foot + 12 foot
240-252"	11 foot + 11 foot

Overhang is calculated into all suggested rod set sizes.



Rod sets 5' and over are 2 or more pieces that join with a connecting screw (see parts included).

STEP 3:

Double check that your selected size fits your space by extending measuring tape to size and holding to window as shown.

Our rods are nonadjustable so this will be the actual size of your rod.

If you're still unsure of which size to order, see our measuring video for more information.



By taking the time to measure correctly, you're doing your part in helping to reduce our carbon footprint by reducing returns. The environment and your friends at BlastHome thank you for it!!